



PROTECTION OF PIPES AND FITTINGS


ANTICORROSIVE COATINGS


POLYURETHANE FOAM HEAT INSULATION

METALWORK

PIPELINES CONSTRUCTION








CONTENTS

Pipes with polyurethane foam heat insulation	12
Pipes with anticorrosive coating	16
Connecting pieces of pipes with polyurethane foam heat insulation	21
Fixed supports for pipeline with polyurethane foam heat insulation	28
Metalwork	30
Construction works	32

Polymerstroj

is a unified site providing service package for application of protective coatings on pipes and fittings





STRONG PARTNERS UNION



Lower completion equipment

gkburan.com



Pipes and fittings protection

polymerstroi.com



Seamless steel pipes

td-kspsteel.ru



Pipes and rolled metal products

metpromural.com



8 REASONS FOR COOPERATION

1

Over 25 years of continuous products supply to oil-and-gas and heat power industry enterprises

We work since 1997

2

Cooperation with leading steel parts manufacturers minimizes delivery time

3

Absolute quality of products due to equipment

KraussMaffei, NPF Elstar, Thermal Spray Tech, Cannon, Dalgakiran

4

NAKS welding process certificate and availability of non-destructive testing laboratory ensure 100% welded joints quality

5

Production of all types of mantle pipes – polyethylene, zinc-plated and metal-polymer

6

Coronary processing on Swiss equipment AFS ensures maximum “bonding” between mantle and polyurethane foam

7

Availability of railway track with 12 open railroad freight cars capacity ensures quickest products delivery

8

Proprietary epoxy coatings Long Save FerrumTM ensure retaining operational performance at high temperatures.

Materials have passed testing successfully in leading laboratories of the country – NPTs Samara, LLC, RN-BashNIPIneft, LLC and PermNIPIneft, LLC

WE WORK IN RUSSIA AND CIS COUNTRIES



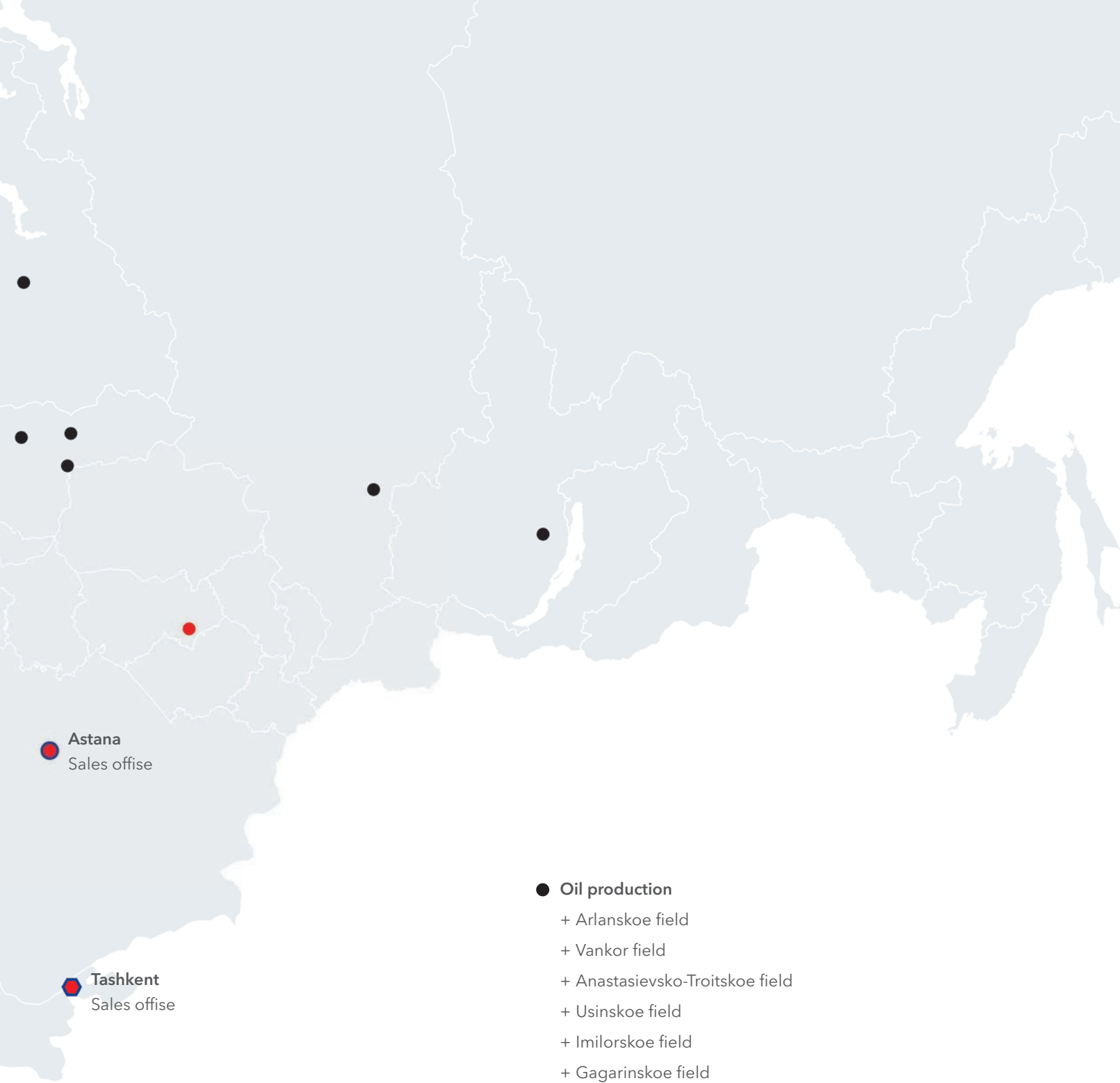
Inner coating of pumping and compression pipes

Development of proprietary anticorrosive coatings Long Save Ferrum™

Protection of main pipes and fittings

- + Inner and outer anticorrosive coating based on epoxy materials
- + Outer anticorrosive coating based on extruded polyethylene
- + Outer polyurethane anticorrosive coating
- + Polyurethane foam heat insulation with fire-resistant spacer and skin effect system

Metalwork production



● Heat energy industry

- + Chelyabinsk
- + Tatarstan
- + Bashkortostan
- + Samara
- + Udmurtia
- + Orenburg
- + + Tomsk

● Oil production

- + Arlanskoe field
- + Vankor field
- + Anastasievsko-Troitskoe field
- + Usinskoe field
- + Imilorskoe field
- + Gagarinskoe field
- + Zapadno-Luginetskoe field
- + Koshinskoe field
- + Garshinskoe field
- + Karpovskoe field
- + Olkhovskoe field
- + Bobrovskoe field
- + Zaykinsko-Zorinskoe field
- + Kharyaginskoe field
- + Severo-Karasevskoe field
- + Kolvinskoe field
- + Olimpiyskoe field
- + Roschinskoe field

CERTIFICATES

Certificate of Conformity to GOST 30732 - 2020

Steel pipes and fittings with polyurethane foam heat insulation and protective jacket



Certificate of Conformity to TU 5768-012-64834369-2020

Steel pipes and fittings with anticorrosive coating and polyurethane foam heat insulation in protective jacket for oil and gas pipelines



Certificate of Conformity to TU 1390-010-64834369-2020

Steel pipes of 76 to 530 mm in diameter with inner epoxy coating

Certificate of Conformity to TU 1390-011-64834369-2020

Steel pipes of 89 to 820 mm in diameter with outer coating

Certificate of Conformity to international standard ISO 9001:2008



Certificate of Conformity to TU 23.99.19-018-64834369-2023

Factory-made heat insulation of pipes, pipeline connecting pieces and welded joints



Certificate of Conformity of Certenergo VCS


Conforms to the requirements of GOST and TU



NAKS Certificate



RELIABLE TECHNOLOGIES




Fire-resistant spacer

100% protection against fire propagation.

Under jacket in central pipe portion there is 3 meters long section consisting of non-flammable heat-insulating material instead of polyurethane layer.

Fire protection mat made of basalt fiber has a length of 3 m and thickness equal to polyurethane layer thickness.

Superficially pipes with fire-resistant spacers do not differ from standard pipes; therefore, spacers' boundary is marked with red stripes on outer jacket surface.



Skin effect

This is the only way to heat up to 30 m long pipelines without auxiliary network

Skin effect system is intended for maintenance of liquid temperature, anti-freeze protection and start preheating of lengthy main pipelines.

Rapid remote control system

Allows for detection of loss-of-piping integrity location to a precision of 1 m.

RMCS instruments and equipment package allows finding damage locations in timely manner and with high precision.

RMCS application contributes to safe operation of pipeline systems and allows significant reduction of repair costs and time.

PIPES

WITH POLYURETHANE FOAM HEAT INSULATION
IN PROTECTIVE POLYETHYLENE JACKET

OUTER DIAMETER
IS 32 to 1,020 mm

GOST 30732-2020

Steel pipes and fittings with polyurethane foam heat insulation and protective jacket.

CONFORMS
TO THE REQUIREMENTS OF

TU 5768-012-64834369-2020

Steel pipes and fittings with anticorrosive coating and polyurethane foam heat insulation in protective jacket for oil and gas pipelines.

TU 23.99.19-015-64834369-2018

Steel pipes and connectors with polyurethane foam heat insulation and protective jacket.



FORM FACTORS



TYPE 1. STANDARD INSULATION

For regions
with moderate climate



TYPE 2. ENHANCED INSULATION

For regions
with low temperatures

Steel pipe outer diameter, mm	Steel pipe wall thickness, mm	Type 1			Type 2		
		Outer diameter of insulated pipe with polyethylene jacket, mm	Polyurethane foam heat insulation layer thickness, mm	Weight of 1 running meter, kg	Outer diameter of insulated pipe with polyethylene jacket, mm	Polyurethane foam heat insulation layer thickness, mm	Weight of 1 running meter, kg
32	3,0	125	44,0	3,90	–	–	–
38	3,0	125	41,0	4,30	–	–	–
45	3,0	125	37,5	4,79	–	–	–
57	3,0	125	31,5	5,60	140	38,5	6,94
76	3,0	140	29,0	7,37	160	39,0	8,71
89	4,0	160	32,5	10,77	180	42,5	12,33
108	4,0	180	33,0	13,00	200	40,2	14,73
114	4,0	200	39,8	15,11	225	52,0	17,30
133	4,0	225	42,5	16,89	250	54,6	19,82
159	4,5	250	41,6	22,08	280	56,1	25,47
219	6,0	315	43,1	38,84	355	62,4	43,84
273	7,0	400	57,9	57,23	450	82,9	64,35
325	7,0	450	56,9	67,85	500	81,3	75,81
377	7,0	500	55,3	80,62	560	84,5	89,06
426	7,0	560	60,0	91,05	630	94,1	103,98
530	7,0	710	81,1	121,07	800	125,0	142,57
630	8,0	800	75,0	159,32	900	123,8	183,94
720	8,0	900	78,8	185,66	1000	127,6	212,76
820	9,0	1000	77,6	233,65	1100	126,2	263,11
920	10,0	1100	76,2	277,73	1200	125,1	318,18
1020	11,0	1200	75,1	346,50	–	–	–

PIPES

WITH POLYURETHANE FOAM HEAT INSULATION
IN ZINC-PLATED PROTECTIVE JACKET

OUTER DIAMETER
IS 32 to 1,220 mm

GOST 30732-2020

Steel pipes and fittings with polyurethane foam heat insulation and protective jacket.

CONFORMS
TO THE REQUIREMENTS OF

TU 5768-012-64834369-2020

Steel pipes and fittings with anticorrosive coating and polyurethane foam heat insulation in protective jacket for oil and gas pipelines.

TU 23.99.19-015-64834369-2018

Трубы и соединительные детали стальные в тепловой изоляции из пенополиуретана в защитной оболочке.

TU 23.99.19-018-64834369-2023

Factory-made heat insulation of pipes, pipeline connecting pieces and welded joints.



FORM FACTORS



TYPE 1. STANDARD INSULATION

For regions with moderate climate



TYPE 2. ENHANCED INSULATION

For regions with low temperatures

Steel pipe outer diameter, mm	Steel pipe wall thickness, mm	Type 1			Type 2		
		Outer diameter of insulated pipe with zink-plated jacket, mm	Polyurethane foam heat insulation layer thickness, mm	Weight of 1 running meter, kg	Outer diameter of insulated pipe with zink-plated jacket, mm	TPolyurethane foam heat insulation layer thickness, mm	Weight of 1 running meter, kg
32	3,0	125	44,0	5,83	–	–	–
38	3,0	125	41,0	6,11	–	–	–
45	3,0	125	37,5	6,44	–	–	–
57	3,0	125	31,5	6,94	140	41,0	7,77
76	3,0	140	29,0	8,15	160	41,5	9,68
89	4,0	160	32,5	11,65	180	44,9	13,36
108	4,0	180	33,0	13,98	200	45,4	16,03
114	4,0	200	42,4	15,34	225	54,9	17,79
133	4,0	225	45,4	18,09	250	57,8	21,54
159	4,5	250	44,8	23,75	280	59,8	27,12
219	6,0	315	47,3	40,17	355	67,2	47,24
273	7,0	400	62,7	59,07	450	87,7	66,68
325	7,0	450	61,7	69,76	500	86,7	80,05
377	7,0	500	60,7	80,40	560	90,5	88,30
426	7,0	560	66,0	94,26	600	86,0	102,00
530	7,0	675 / 710	71,5 / 89,0	117,63 / 121,54	775	121,5	136,79
630	8,0	775 / 800	71,5 / 84,0	154,42 / 157,51	875	121,5	174,84
720	8,0	875 / 900	76,5 / 89,0	177,35 / 180,75	975	126,5	196,48
820	9,0	975 / 1000	76,5 / 89,0	217,27 / 224,98	1075	126,5	244,83
920	10,0	1075 / 1100	76,5 / 89,0	270,08 / 274,10	1175	126,5	294,94
1020	11,0	1175 / 1200	76,5 / 89,0	323,77 / 328,10	–	–	–
1220	11,0	1375 / 1425	76,5 / 101,5	386,80 / 396,81	–	–	–

PIPES

WITH POLYURETHANE FOAM HEAT INSULATION
IN PROTECTIVE METAL-POLYMER JACKET

OUTER DIAMETER IS
57 to 820 mm



CONFORMS
TO THE REQUIREMENTS OF

TU 5768-012-64834369-2020

Steel pipes and fittings with anticorrosive coating and polyurethane foam heat insulation in protective jacket for oil and gas pipelines.

TU 23.99.19-018-64834369-2023

Factory-made heat insulation of pipes, pipeline connecting pieces and welded joints.

TU 23.99.19-015-64834369-2018


Steel pipes and connectors with polyurethane foam heat insulation and protective jacket.

FORM FACTORS



TYPE 1. STANDARD INSULATION

For regions
with moderate climate



Steel pipe outer diameter, mm	Steel pipe wall thickness, mm	Outer diameter of insulated pipe with metal polymer jacket, mm	Thickness of heat-insulating polyurethane foam layer, mm	Weight of 1 running meter kg
57	3,0	125 / 140	33,4 / 40,9	8,88 / 9,67
76	3,0	140 / 160	31,4 / 41,4	10,87 / 11,98
89	4,0	160 / 180	34,9 / 44,9	14,79 / 15,96
114	4,0	180 / 200	35,4 / 45,4	18,30 / 19,26
133	4,0	225 / 250	45,4 / 57,9	22,39 / 24,11
159	4,5	250 / 280	44,8 / 59,8	27,93 / 30,31
219	6,0	315 / 355	47,3 / 67,3	45,67 / 49,07
273	7,0	400 / 450	62,7 / 87,7	65,52 / 70,49
325	7,0	450 / 500	61,7 / 86,7	77,01 / 82,37
377	7,0	500 / 560	60,5 / 90,5	88,46 / 95,94
426	7,0	560 / 630	66,0 / 101,0	101,29 / 110,20
530	7,0	675 / 710	71,5 / 89,0	126,42 / 131,42
630	8,0	775 / 800	71,5 / 84,0	164,47 / 168,42
720	8,0	875 / 900	76,5 / 89,0	188,99 / 193,33
820	9,0	975 / 1000	76,5 / 89,0	234,31 / 239,06

PIPE

WITH POLYURETHANE FOAM HEAT INSULATION IN PROTECTIVE POLYETHYLENE JACKET STRENGTHENED WITH RETAINING RINGS

GOST 30732-2020

Steel pipes and fittings with polyurethane foam heat insulation and protective jacket.

OUTER DIAMETER IS
32 to 1,020 mm

FORM FACTORS



TYPE 1. STANDARD INSULATION

For regions with moderate climate



TYPE 2. ENHANCED INSULATION

For regions with low temperatures



Steel pipe outer diameter, mm	Steel pipe wall thickness, mm	Type 1			Type 2		
		Outer diameter of insulated pipe with polyethylene jacket, mm	Polyurethane foam heat insulation layer thickness, mm	Weight of 1 running meter, kg	Outer diameter of insulated pipe with polyethylene jacket, mm	Polyurethane foam heat insulation layer thickness, mm	Weight of 1 running meter, kg
32	3,0	125	44,0	6,0	–	–	–
38	3,0	125	41,0	6,0	–	–	–
45	3,0	125	37,5	6,0	–	–	–
57	3,0	125	31,5	6,0	140	38,5	6,0
76	3,0	140	29,0	6,0	160	39,0	6,0
89	4,0	160	32,5	6,0	180	42,5	6,4
108	4,0	180	33,0	6,4	200	40,2	7,0
114	4,0	200	39,8	7,0	225	52,0	7,8
133	4,0	225	42,5	7,8	250	54,6	8,8
159	4,5	250	41,6	8,8	280	56,1	9,8
219	6,0	315	43,1	11,2	355	62,4	11,2
273	7,0	400	57,9	11,2	450	82,9	12,4
325	7,0	450	56,9	12,4	500	81,3	14,0
377	7,0	500	55,3	14,0	560	84,5	15,8
426	7,0	560	60,0	15,8	630	94,1	17,8
530	7,0	710	81,1	20,0	800	125,0	22,4
630	8,0	800	75,0	22,4	900	123,8	24,8
720	8,0	900	78,8	24,8	1000	127,6	27,6
820	9,0	1000	77,6	27,6	1100	126,2	29,8
920	10,0	1100	76,2	29,8	1200	125,1	29,8
1020	11,0	1200	75,1	29,8	–	–	–

PIPES

WITH INNER ANTICORROSIVE COATING MADE OF EPOXY MATERIALS

OUTER DIAMETER IS
76 to 530 mm



CONFORMS
TO THE REQUIREMENTS OF

TU 1390-010-64834369-2020

Steel pipes and fittings with anticorrosive coating and polyurethane foam heat insulation in protective jacket for oil and gas pipelines.

FORM FACTORS



SINGLE-LAYER

Based on liquid epoxy or powder material with operation temperature up to +60 °C



DOUBLE-LAYER

With priming layer of phenol or epoxyphenol primer and finishing layer based on powdered epoxy material with operation temperature up to +80°C



DOUBLE-LAYER, HEAT-RESISTANT

With operation temperature up to +150 °C



Steel pipe outer diameter, mm	Steel pipe wall thickness, mm	Weight of 1 running meter, kg	Coating thickness at least, mm
76	3,0	5,53	0,35
89	4,0	8,54	0,35
108	4,0	10,44	0,35
114	4,0	11,03	0,35
133	4,0	13,09	0,35
159	4,5	17,56	0,35
219	6,0	16,43	0,35
273	7,0	32,07	0,35
325	7,0	55,67	0,35
377	7,0	64,44	0,35
426	7,0	73,32	0,35
530	7,0	91,49	0,35

PIPES

WITH OUTER ANTICORROSIVE COATING MADE OF EPOXY MATERIALS

OUTER DIAMETER IS
89 to 820 mm



CONFORMS TO THE REQUIREMENTS
OF TU 1390-011-64834369-2020

Steel pipes and fittings with anticorrosive coating and polyurethane foam heat insulation in protective jacket for oil and gas pipelines.

FORM FACTORS



SINGLE-LAYER

Consists of powder paint layer based on thermosetting resins with operation temperature up to +60 °C




DOUBLE-LAYER

Consists of phenol (epoxyphenol) primer layer and powder paint layer based on thermosetting resins with operation temperature up to +80 °C



DOUBLE-LAYER, HEAT-RESISTANT

With operation temperature up to +150 °C




Steel pipe outer diameter, mm	Steel pipe wall thickness, mm	Outer single-layer epoxy coating		Outer double-layer epoxy coating	
		Polyurethane foam heat insulation layer thickness, mm	Weight of 1 running meter, kg	Polyurethane foam heat insulation layer thickness, mm	Weight of 1 running meter, kg
89	4,0	0,35	8,54	0,75	8,71
108	4,0	0,35	10,53	0,75	10,74
133	4,0	0,35	13,05	0,75	13,31
159	4,5	0,35	17,54	0,75	17,85
219	6,0	0,35	32,07	0,75	32,49
273	7,0	0,35	46,62	0,75	47,14
325	7,0	0,35	55,73	0,75	56,35
426	7,0	0,35	73,43	0,75	74,23
530	7,0	0,35	91,65	0,75	92,65
630	8,0	0,35	154,36	0,75	125,54
720	8,0	0,35	142,35	0,75	143,70
820	9,0	0,35	182,16	0,75	183,71

PUMPING AND COMPRESSION PIPES WITH INNER ANTICORROSIVE COATING



Powdered epoxy materials ensure retaining operational performance at significant corrosion impact. They have enhanced hydraulic characteristics for reduction of asphaltene-resin-paraffin deposits.

		Adhesion, MPa	Thickness, μm	Working temperature, $^{\circ}\text{C}$
	For wells with light CO ₂ corrosion and moderate working temperatures	15	350	80°
	For wells with asphaltene-resin-paraffin deposits and CO ₂ corrosion	15	350	100°
	For highly-aggressive corrosive media	15	350	120°
	For highly-aggressive media with mechanical wear and moderate H ₂ S content	15	350	150°
	For highly-aggressive corrosive media with H ₂ S corrosion, high gas factor and high formation temperatures up to 200°C	15	350	100°
	For aggressive corrosive media with H ₂ S content and gas phase	15	350	204°
	For pumping and compression pipe protection in high-temperature slightly aggressive media	15	350 – 500	204°



ENHANCED THREADED JOINT SAFETY

System
FLOW-UP

Protective insert for protection of inter-nipple space against pipe-to-coupling threaded joint corrosion. Protection against medium flow impact of threaded portion of inter-nipple space.

1. Ensures inter-nipple space protection against corrosion and washout.
2. Prevents threaded joint abrasion.
3. Removes gap between pumping and compression pipe nipples.
4. Smooths out fluid flow.
5. Prevents formation of asphaltene-resin-paraffin deposits.



PIPES

WITH OUTER ANTICORROSIVE COATING BASED ON EXTRUDED POLYETHYLENE

OUTER DIAMETER IS
89 to 820 mm



CONFORMS TO THE REQUIREMENTS OF

TU 1390-011-64834369-2020

Steel pipes and fittings with anticorrosive coating and polyurethane foam heat insulation in protective jacket for oil and gas pipelines.



TU 23.99.19-015-64834369-2018

Steel pipes and connectors with polyurethane foam heat insulation and protective jacket.



SINGLE-LAYER

Consists of epoxy primer layer and modified polyethylene layer. Simplification of manufacturing technology. Release of adhesion layer extruder. No coating defects in pipe end areas.




DOUBLE-LAYER

Consists of hot-melt polymer compound based layer and extruded polyethylene based layer.



THREE-LAYER

Consists of powder paint layer based on thermosetting resins, layer based on hot-melt polymer compound, and extruded polyethylene based layer.



Steel pipe outer diameter, mm	Steel pipe wall thickness, mm	Outer double-layer polyethylene coating		Outer three-layer polyethylene coating	
		Coating thickness at least mm	Weight of 1 running meter, kg	Coating thickness at least, mm	Weight of 1 running meter, kg
89	4,0	2,0	9,12	2,00	9,12
108	4,0	2,0	10,53	2,00	10,74
133	4,0	2,0	13,05	2,00	13,31
159	4,5	2,0	17,54	2,00	17,85
219	6,0	2,0	32,07	2,00	32,49
273	7,0	2,0	46,62	2,00	47,14
325	7,0	2,2	55,73	2,20	56,35
426	7,0	2,2	73,43	2,20	74,23
530	7,0	2,2	91,65	2,20	92,65
630	8,0	2,5	154,36	2,50	125,54
720	8,0	2,5	142,35	2,50	143,70
820	9,0	2,5	182,16	2,50	183,71

BEND

WITH POLYURETHANE FOAM HEAT INSULATION
IN PROTECTIVE POLYETHYLENE JACKET

OUTER DIAMETER IS
32 to 1,020 mm

GOST 30732-2020

Steel pipes and fittings with polyurethane foam heat insulation and protective jacket.



CONFORMS
TO THE REQUIREMENTS OF
TU 5768-012-64834369-2020

Steel pipes and fittings with anticorrosive coating and polyurethane foam heat insulation in protective jacket for oil and gas pipelines.



TU 23.99.19-015-64834369-2018

Steel pipes and connectors with polyurethane foam heat insulation and protective jacket

FORM FACTORS



TYPE 1. STANDARD INSULATION

For regions with moderate climate



TYPE 2. ENHANCED INSULATION

For regions with low temperatures



Steel pipe outer diameter, mm	Steel pipe wall thickness, mm	Type 1	Type 2	Length, mm			
		Outer diameter of insulated pipe with polyethylene jacket, mm	Outer diameter of insulated pipe with polyethylene jacket, mm	90°C	60°C	45°C	30°C
32	3,0	125	–	1000	1000	1000	1000
38	3,0	125	–	1000	1000	1000	1000
45	3,0	125	–	1000	1000	1000	1000
57	3,0	125	140	1000	1000	1000	1000
76	3,0	140	160	1000	1000	1000	1000
89	4,0	160	180	1000	1000	1000	1000
108	4,0	180	200	1000	1000	1000	1000
114	4,0	180	200	1000	1000	1000	1000
133	4,0	225	250	1000	1000	1000	1000
159	4,5	250	280	1000	1000	1000	1000
219	6,0	315	355	1000	1000	1000	1000
273	7,0	400	450	1000	1000	1000	1000
325	7,0	450	500	1050	860	786	720
377	7,0	500	560	1100	883	786	720
426	7,0	560	630	1100	889	807	734
530	7,0	710	800	1200	946	848	761
630	8,0	800	900	1300 / 1280*	945 / 1014*	848 / 911*	761 / 819*
720	8,0	900	1000	1400 / 1370*	1066	948	819 / 843*
820	9,0	1000	1100	1600 / 1470*	1073	990	820
920	10,0	1100	1200	1772 / 1570*	1132	1032	846
1020	11,0	1200	–	1924 / 1620*	1189	1022	874*

* Welded bends

BEND

WITH POLYURETHANE FOAM HEAT INSULATION
IN ZINC-PLATED PROTECTIVE JACKET

OUTER DIAMETER IS
32 to 1,220 mm



CONFORMS
TO THE REQUIREMENTS OF

TU 5768-012-64834369-2020

Steel pipes and fittings with anticorrosive coating and polyurethane foam heat insulation in protective jacket for oil and gas pipelines.



TU 23.99.19-015-64834369-2018

Steel pipes and connectors with polyurethane foam heat insulation and protective jacket.



TU 23.99.19-018-64834369-2023

Factory-made heat insulation of pipes, pipeline connecting pieces and welded joints.

FORM FACTORS



TYPE 1. STANDARD INSULATION

For regions
with moderate climate



TYPE 2. ENHANCED INSULATION

For regions
with low temperatures



Steel pipe outer diameter, mm	Steel pipe wall thickness, mm	Type 1	Type 2	Length, mm			
		Outer diameter of insulated pipe with zinc-plated jacket, mm	Outer diameter of insulated pipe with zinc-plated jacket, mm	90°C	60°C	45°C	30°C
32	3,0	–	125	1000	1000	1000	1000
38	3,0	–	125	1000	1000	1000	1000
45	3,0	–	125	1000	1000	1000	1000
57	3,0	–	140	1000	1000	1000	1000
76	3,0	–	160	1000	1000	1000	1000
89	4,0	–	180	1000	1000	1000	1000
108	4,0	–	200	1000	1000	1000	1000
114	4,0	200	225	1000	1000	1000	1000
133	4,0	225	250	1000	1000	1000	1000
159	4,5	250	315	1000	1000	1000	1000
219	6,0	315	355	1000	1000	1000	1000
273	7,0	400	450	1000	1000	1000	1000
325	7,0	450	500	1050	860	786	720
377	7,0	500	–	1100	883	786	720
426	7,0	560	600	1100	889	807	734
530	7,0	675 / 710	775	1200	946	848	761
630	8,0	775 / 800	875	1300 / 1280*	945 / 1014*	848 / 911*	761 / 819*
720	8,0	875 / 900	1075	1400 / 1370*	1066	948	819 / 843*
820	9,0	975 / 1000	1175	1600 / 1470*	1073	990	820
920	10,0	1075 / 1100	–	1772 / 1570*	1132	1032	846
1020	11,0	1175 / 1200	–	1924 / 1620*	1189	1022	874*
1220	11,0	1375 / 1425	–	1820*	1304*	1105*	927*

* Welded bends

BEND

WITH POLYURETHANE FOAM HEAT INSULATION
IN PROTECTIVE METAL-POLYMER JACKET

OUTER DIAMETER IS
32 to 820 mm

THIS TYPE OF PRODUCTS IS
MANUFACTURED PER CUSTOM-
ER'S INDIVIDUAL REQUIREMENTS



TYPE 1. STANDARD INSULATION
For regions
with moderate climate



**CONFORMS
TO THE REQUIREMENTS OF**

TU 5768-012-64834369-2020

Steel pipes and fittings with anticorrosive coating
and polyurethane foam heat insulation in protective
jacket for oil and gas pipelines.

TU 23.99.19-015-64834369-2018

Steel pipes and connectors with polyurethane foam
heat insulation and protective jacket.

TU 23.99.19-018-64834369-2023

Factory-made heat insulation of pipes, pipeline
connecting pieces and welded joints.



INCREASER

WITH POLYURETHANE FOAM HEAT INSULATION
IN PROTECTIVE POLYETHYLENE JACKET

OUTER DIAMETER IS
32 to 1,020 mm

GOST 30732-2020

Steel pipes and fittings with polyurethane foam heat insulation and protective jacket.

CONFORMS TO THE REQUIREMENTS OF

TU 5768-012-64834369-2020

Steel pipes and fittings with anticorrosive coating and polyurethane foam heat insulation in protective jacket for oil and gas pipelines.

TU 23.99.19-015-64834369-2018

Steel pipes and connectors with polyurethane foam heat insulation and protective jacket.



TYPE 1. STANDARD INSULATION

For regions with moderate climate



Larger steel pipe outer diameter, mm	Smaller steel pipe outer diameter, mm																	
	32	38	45	57	76	89	108	133	159	219	273	325	426	530	630	720	820	920
45	1500	–	–	–	–	–	–	–	–	–	–	–	–	–	–	–	–	–
57	–	1500	1500	–	–	–	–	–	–	–	–	–	–	–	–	–	–	–
76	–	1500	1500	1500	–	–	–	–	–	–	–	–	–	–	–	–	–	–
89	–	–	1500	1500	1500	–	–	–	–	–	–	–	–	–	–	–	–	–
108	–	–	–	1500	1500	1500	–	–	–	–	–	–	–	–	–	–	–	–
133	–	–	–	1500	1500	1500	1500	–	–	–	–	–	–	–	–	–	–	–
159	–	–	–	1500	1500	1500	1500	1500	–	–	–	–	–	–	–	–	–	–
219	–	–	–	1500	1500	1500	1500	1500	1500	–	–	–	–	–	–	–	–	–
273	–	–	–	–	–	–	1500	1500	1500	1500	–	–	–	–	–	–	–	–
325	–	–	–	–	–	–	1500	1500	1500	1500	1500	–	–	–	–	–	–	–
426	–	–	–	–	–	–	–	–	1500	1500	1500	1500	–	–	–	–	–	–
530	–	–	–	–	–	–	–	–	–	–	1500	1500	1500	–	–	–	–	–
630	–	–	–	–	–	–	–	–	–	–	–	1500	1500	1500	–	–	–	–
720	–	–	–	–	–	–	–	–	–	–	–	–	1500	1500	1500	–	–	–
820	–	–	–	–	–	–	–	–	–	–	–	–	–	1500	1500	1500	1500	–
920	–	–	–	–	–	–	–	–	–	–	–	–	–	–	1500	1500	1500	1500
1020	–	–	–	–	–	–	–	–	–	–	–	–	–	–	–	1500	1500	1500

INCREASER

WITH POLYURETHANE FOAM HEAT INSULATION
IN ZINC-PLATED PROTECTIVE JACKET

Outer diameter is
32 to 1,220 mm



TYPE 1. STANDARD
For regions
with moderate climate



GOST 30732-2020

Steel pipes and fittings with polyurethane foam heat insulation and protective jacket.

CONFORMS TO THE REQUIREMENTS OF TU 5768-012-64834369-2020


Steel pipes and fittings with anticorrosive coating and polyurethane foam heat insulation in protective jacket for oil and gas pipelines.

TU 23.99.19-015-64834369-2018

Steel pipes and connectors with polyurethane foam heat insulation and protective jacket.

TU 23.99.19-018-64834369-2023

Factory-made heat insulation of pipes, pipeline connecting pieces and welded joints.



Larger steel pipe outer diameter, mm	Smaller steel pipe outer diameter, mm																				
	32	38	45	57	76	89	108	133	159	219	273	325	426	530	630	720	820	920	1020		
45	1500	-	-	-	-	-	-	-	-	-	-	-	-	-	-	-	-	-	-		
57	-	1500	1500	-	-	-	-	-	-	-	-	-	-	-	-	-	-	-	-		
76	-	1500	1500	1500	-	-	-	-	-	-	-	-	-	-	-	-	-	-	-		
89	-	-	1500	1500	1500	-	-	-	-	-	-	-	-	-	-	-	-	-	-		
108	-	-	-	1500	1500	1500	-	-	-	-	-	-	-	-	-	-	-	-	-		
133	-	-	-	1500	1500	1500	1500	-	-	-	-	-	-	-	-	-	-	-	-		
159	-	-	-	1500	1500	1500	1500	1500	-	-	-	-	-	-	-	-	-	-	-		
219	-	-	-	1500	1500	1500	1500	1500	1500	-	-	-	-	-	-	-	-	-	-		
273	-	-	-	-	-	-	1500	1500	1500	1500	-	-	-	-	-	-	-	-	-		
325	-	-	-	-	-	-	1500	1500	1500	1500	-	-	-	-	-	-	-	-	-		
426	-	-	-	-	-	-	-	-	1500	1500	1500	1500	-	-	-	-	-	-	-		
530	-	-	-	-	-	-	-	-	-	-	1500	1500	1500	-	-	-	-	-	-		
630	-	-	-	-	-	-	-	-	-	-	-	1500	1500	1500	-	-	-	-	-		
720	-	-	-	-	-	-	-	-	-	-	-	-	1500	1500	1500	-	-	-	-		
820	-	-	-	-	-	-	-	-	-	-	-	-	-	1500	1500	1500	1500	-	-		
920	-	-	-	-	-	-	-	-	-	-	-	-	-	-	1500	1500	1500	1500	-		
1020	-	-	-	-	-	-	-	-	-	-	-	-	-	-	-	1500	1500	1500	1500		
1220	-	-	-	-	-	-	-	-	-	-	-	-	-	-	-	-	2390	2165	1945	1720	1500

TEE

WITH POLYURETHANE FOAM HEAT INSULATION
IN PROTECTIVE POLYETHYLENE JACKET

OUTER DIAMETER IS
32 to 1,020 mm



GOST 30732-2020

Steel pipes and fittings with polyurethane foam heat insulation and protective jacket.

CONFORMS
TO THE REQUIREMENTS OF

TU 5768-012-64834369-2020

Steel pipes and fittings with anticorrosive coating and polyurethane foam heat insulation in protective jacket for oil and gas pipelines.


TU 23.99.19-015-64834369-2018

Steel pipes and connectors with polyurethane foam heat insulation and protective jacket.



TYPE 1. STANDARD INSULATION

For regions
with moderate climate



Steel branch pipe outer diameter, mm	Tee length, mm	Steel branch pipe outer diameter, mm																		
		32	38	45	57	76	89	108	133	159	219	273	325	426	530	630	720	820	920	1020
32	1200	700	-	-	-	-	-	-	-	-	-	-	-	-	-	-	-	-	-	-
38	1200	700	700	-	-	-	-	-	-	-	-	-	-	-	-	-	-	-	-	-
45	1200	700	700	700	-	-	-	-	-	-	-	-	-	-	-	-	-	-	-	-
57	1200	700	700	700	700	-	-	-	-	-	-	-	-	-	-	-	-	-	-	-
76	1300	700	700	700	700	700	-	-	-	-	-	-	-	-	-	-	-	-	-	-
89	1300	700	700	700	700	700	700	-	-	-	-	-	-	-	-	-	-	-	-	-
108	1300	700	700	700	700	700	700	700	-	-	-	-	-	-	-	-	-	-	-	-
133	1300	700	700	700	700	700	700	700	700	-	-	-	-	-	-	-	-	-	-	-
159	1400	700	700	700	700	700	700	700	700	700	-	-	-	-	-	-	-	-	-	-
219	1400	700	700	700	700	700	700	700	700	700	700	-	-	-	-	-	-	-	-	-
273	1800	900	900	900	900	900	900	900	900	900	900	900	-	-	-	-	-	-	-	-
325	1800	900	900	900	900	900	900	900	900	900	900	900	900	-	-	-	-	-	-	-
426	1900	1000	1000	1000	1000	1000	1000	1000	1000	1000	1000	1000	1000	1000	-	-	-	-	-	-
530	2000	1000	1000	1000	1000	1000	1000	1000	1000	1000	1000	1000	1000	1000	1000	-	-	-	-	-
630	2000	1000	1000	1000	1000	1000	1000	1000	1000	1000	1000	1000	1000	1000	1000	1000	-	-	-	-
720	2000	1100	1100	1100	1100	1100	1100	1100	1100	1100	1100	1100	1100	1100	1100	1100	1100	-	-	-
820	2000	1200	1200	1200	1200	1200	1200	1200	1200	1200	1200	1200	1200	1200	1200	1200	1200	1200	-	-
920	2100	1200	1200	1200	1200	1200	1200	1200	1200	1200	1200	1200	1200	1200	1200	1200	1200	1200	1200	-
1020	2100	1300	1300	1300	1300	1300	1300	1300	1300	1300	1300	1300	1300	1300	1300	1300	1300	1300	1300	1300

TEE

WITH POLYURETHANE FOAM HEAT INSULATION
IN ZINC-PLATED PROTECTIVE JACKET

Outer diameter is
32 to 1,220 mm



TYPE 1. STANDARD INSULATION

For regions
with moderate climate

GOST 30732-2020

Steel pipes and fittings with polyurethane foam
heat insulation and protective jacket.

CONFORMS TO THE REQUIREMENTS OF

TU 5768-012-64834369-2020

Steel pipes and fittings with anticorrosive coating
and polyurethane foam heat insulation in protective
jacket for oil and gas pipelines.


TU 23.99.19-015-64834369-2018

Steel pipes and connectors with polyurethane foam
heat insulation and protective jacket.



TU 23.99.19-018-64834369-2023

Factory-made heat insulation of pipes, pipeline
connecting pieces and welded joints.



Steel branch pipe outer diameter, mm	Tee length, mm	Steel branch pipe outer diameter, mm																		
		32	38	45	57	76	89	108	133	159	219	273	325	426	530	630	720	820	920	1020
32	1200	700	-	-	-	-	-	-	-	-	-	-	-	-	-	-	-	-	-	-
38	1200	700	700	-	-	-	-	-	-	-	-	-	-	-	-	-	-	-	-	-
45	1200	700	700	700	-	-	-	-	-	-	-	-	-	-	-	-	-	-	-	-
57	1200	700	700	700	700	-	-	-	-	-	-	-	-	-	-	-	-	-	-	-
76	1300	700	700	700	700	700	-	-	-	-	-	-	-	-	-	-	-	-	-	-
89	1300	700	700	700	700	700	700	-	-	-	-	-	-	-	-	-	-	-	-	-
108	1300	700	700	700	700	700	700	-	-	-	-	-	-	-	-	-	-	-	-	-
133	1300	700	700	700	700	700	700	700	700	-	-	-	-	-	-	-	-	-	-	-
159	1400	700	700	700	700	700	700	700	700	700	-	-	-	-	-	-	-	-	-	-
219	1400	700	700	700	700	700	700	700	700	700	700	-	-	-	-	-	-	-	-	-
273	1800	900	900	900	900	900	900	900	900	900	900	900	-	-	-	-	-	-	-	-
325	1800	900	900	900	900	900	900	900	900	900	900	900	900	-	-	-	-	-	-	-
426	1900	1000	1000	1000	1000	1000	1000	1000	1000	1000	1000	1000	1000	1000	-	-	-	-	-	-
530	2000	1000	1000	1000	1000	1000	1000	1000	1000	1000	1000	1000	1000	1000	1000	-	-	-	-	-
630	2000	1000	1000	1000	1000	1000	1000	1000	1000	1000	1000	1000	1000	1000	1000	1000	-	-	-	-
720	2000	1100	1100	1100	1100	1100	1100	1100	1100	1100	1100	1100	1100	1100	1100	1100	1100	-	-	-
820	2000	1200	1200	1200	1200	1200	1200	1200	1200	1200	1200	1200	1200	1200	1200	1200	1200	1200	-	-
920	2100	1200	1200	1200	1200	1200	1200	1200	1200	1200	1200	1200	1200	1200	1200	1200	1200	1200	1200	-
1020	2100	1300	1300	1300	1300	1300	1300	1300	1300	1300	1300	1300	1300	1300	1300	1300	1300	1300	1300	1300
1220	2400	1400	1400	1400	1400	1400	1400	1400	1400	1400	1400	1400	1400	1400	1400	1400	1400	1400	1400	1400

FIXED SUPPORT

WITH POLYURETHANE FOAM HEAT INSULATION
IN PROTECTIVE POLYETHYLENE JACKET

OUTER DIAMETER IS
32 to 1,020 mm



TYPE 1. STANDARD INSULATION

For regions
with moderate climate

GOST 30732-2020

Steel pipes and fittings with polyurethane foam heat insulation and protective jacket.

CONFORMS TO THE REQUIREMENTS OF:


TU 5768-012-64834369-2020

Steel pipes and fittings with anticorrosive coating and polyurethane foam heat insulation in protective jacket for oil and gas pipelines.



TU 23.99.19-015-64834369-2018

Steel pipes and connectors with polyurethane foam heat insulation and protective jacket.



Steel pipe outer diameter, mm	Steel pipe wall thickness, mm	Outer diameter of protective jacket, mm	Fixed support Length, mm	Steel sleeve length, mm	Steel sheet thickness, mm	Steel panel height, mm	Maximum permissible load per element, t
32	3,0	125	2500	400	16	255	3,6
38	3,0	125	2500	400	16	255	4,2
45	3,0	125	2500	400	16	255	5,0
57	3,0	125	2500	400	16	255	7,5
76	3,0	140	2500	400	16	275	9,5
89	4,0	160	2500	400	16	295	12,5
108	4,0	180	2500	420	16	315	19,0
133	4,0	225	2500	420	16	340	23,5
159	4,5	250	2500	520	20	400	36,0
219	6,0	315	2500	520	24	460	50,0
273	7,0	400	3000	660	30	550	75,0
325	7,0	450	3000	660	40	650	90,0
426	7,0	560	3000	710	40	750	120,0
530	7,0	710	3000	710	40	900	150,0
630	8,0	800	3000	800	50	1000	205,0
720	8,0	900	3500	850	50	1100	235,0
820	9,0	1000	3500	880	50	1300	310,0
920	10,0	1100	3500	950	60	1300	430,0
1020	11,0	1200	3500	995	60	1400	470,0

FIXED SUPPORT

WITH POLYURETHANE FOAM HEAT INSULATION
IN ZINC-PLATED PROTECTIVE JACKET

OUTER DIAMETER IS
32 to 1,220 mm

GOST 30732-2020

Steel pipes and fittings with polyurethane foam heat insulation and protective jacket.

CONFORMS
TO THE REQUIREMENTS OF

TU 5768-012-64834369-2020

Steel pipes and fittings with anticorrosive coating and polyurethane foam heat insulation in protective jacket for oil and gas pipelines.


TU 23.99.19-015-64834369-2018

Steel pipes and connectors with polyurethane foam heat insulation and protective jacket.



TYPE 1. STANDARD INSULATION


For regions
with moderate climate



Steel pipe outer diameter, mm	Steel pipe wall thickness, mm	Outer diameter of protective jacket, mm	Fixed support Length, mm	Steel sleeve length, mm	Steel sheet thickness, mm	Steel panel height, mm	Maximum permissible load per element, t
32	3,0	125	2500	400	16	255	3,6
38	3,0	125	2500	400	16	255	4,2
45	3,0	125	2500	400	16	255	5,0
57	3,0	125	2500	400	16	255	7,5
76	3,0	140	2500	400	16	275	9,5
89	4,0	160	2500	400	16	295	12,5
108	4,0	180	2500	420	16	315	19,0
133	4,0	225	2500	420	16	340	23,5
159	4,5	250	2500	520	20	400	36,0
219	6,0	315	2500	520	24	460	50,0
273	7,0	400	3000	660	30	550	75,0
325	7,0	450	3000	660	40	650	90,0
426	7,0	560	3000	710	40	750	120,0
530	7,0	710	3000	710	40	900	150,0
630	8,0	800	3000	800	50	1000	205,0
720	8,0	900	3500	850	50	1100	235,0
820	9,0	1000	3500	880	50	1300	310,0
920	10,0	1100	3500	950	60	1300	430,0
1020	11,0	1200	3500	995	60	1400	470,0
1220	11,0	1425	3500	1000	60	1600	500,0

METALWORK PRODUCTION

Fixed supports



Moving supports



Longitudinally moving supports



Free moving supports




Piles with anticorrosive coating



Process pipe racks

Manufacturing of metalwork for buildings and structures framework, process pipe racks, pipeline supports, piles, pipe piles per customer's drawings



WHAT DO WE CONSTRUCT

Heat distribution networks

Underwater passages
over rivers

Water supply pipelines

Gas distribution systems

Main oil and gas pipelines

Compressor and gas distribution
plants





We perform underwater engineering work involving hard hat diver, vessels installation and terrain backfilling with quarry development



Manufacturing site, Russia,
Orenburg, Yurkina street, 17

Sales office, Russia,
Moscow, Novodanilovskaya embankment, house 6, building 1
+7 (499) 404-14-04
info@polymerstroi.com

Sales office, Republic of Kazakhstan,
Astana, Syganak street, house 60/2, Abu Dhabi Plaza Business Center.
+ 7 (7172) 79-08-19,
+ 7 (771) 072-08-12
info@polymerstroi.com

Sales office, Uzbekistan,
Tashkent, Mustakillik avenue, house 88A.
+9 (9894) 818-88-66.

polymerstroi.com

